


Capacitor contactors **CNNK..N** series

Precharging resistors are an integral component of the CNNK..N contactors, equipped with early-make contacts. This special type of contacts has the purpose of connecting for a very short time up to 5ms, during the contactor closing resistors which limit the connecting current of the capacitors. These resistors are then excluded when the closing operation is complete and the current capacity is conveyed to the main contacts. With this type of circuit, it is possible to obtain minor wear of all the components of the system especially fuses and capacitors ensuring a longer life and better reliability. Suitable for capacitors with and without reactor protection.

Advantages:

- In conformity with: IEC 60947-1, IEC 60947-4-1
- Installation on DIN rail and mounting plate
- Switching of 3 phase capacitors
- Ambient temperature of 55 °C
- Maximum permissible peak current $I \leq 200 I_e$
- For contactors without resistors maximum permissible peak current $I \leq 100 I_e$
- Standard control voltages: 24 VAC, 48 VAC, 110 VAC, 230 VAC, 400 VAC
- Up to 2 extended auxiliary contacts (0NO + 1NC or 1NO + 1NC)
- Space saving: 45mm width up to 30kVAR
55mm width up to 60kVAR
70mm width up to 75kVAR

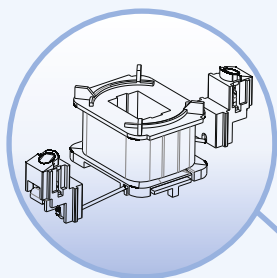


Ordering:

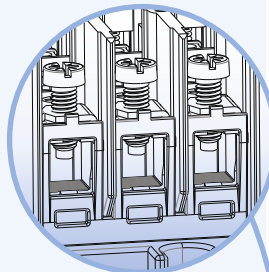
CNNK	10	1	0	230V	50/60Hz
1	2	3	4	5	6

- 1 - Contactor series
- 2 - kVar in (AC-6b,400V/50Hz)
- 3 - Number of NO auxiliary contacts
- 4 - Number of NC auxiliary contacts
- 5 - Control voltage (coil voltage)
- 6 - Frequency of the control voltage

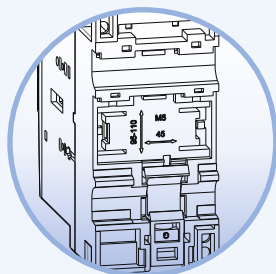
Possibilities



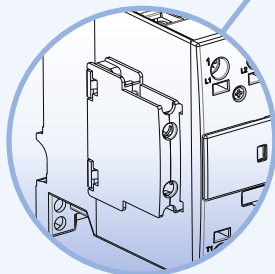
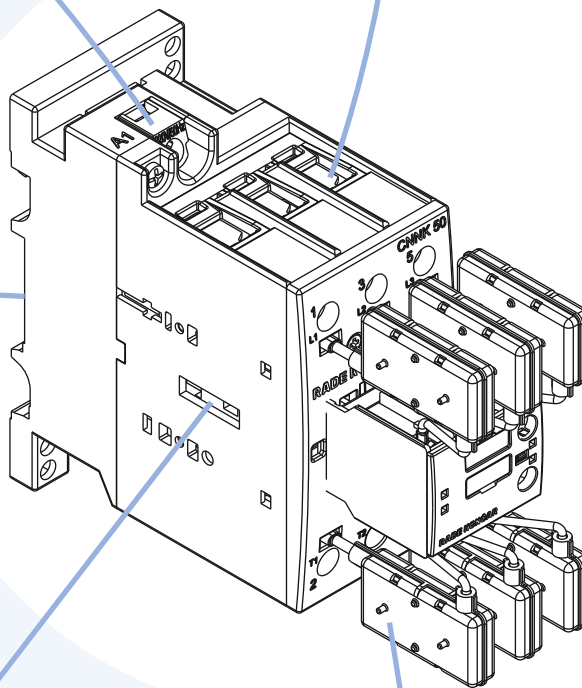
Wide range of coil voltages are provided. The users can change the coil by themselves.



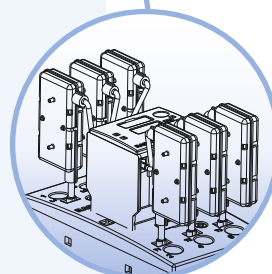
Special clamp terminals are provided for reliable connection of conductors for CNNK 40 - CNNK 75



Contactors type CNNK can be mounted on DIN rail or directly on the mounting plate. Type CNNK 10..N to CNNK 30..N only DIN rail 35mm and type CNN 40..N to CNNK 75..N DIN rail 35mm or 75mm



Auxiliary contacts - side mounting



Precharging resistors with special type of contacts has the purpose of connecting for a very brief interval, up to 5ms, during the contactor closing, resistors limit the connecting current of the capacitors



Capacitor contactor CNNK 2.5; 2.5kVar (AC6-b,400V/50Hz); 3.6A (Ie)				
Type	Order number	Wiring diagram	Weight [g]	Packing* [pcs]
CNNK 2.5 00 230V 50/60Hz	606811		250	24
CNNK 2.5 10 230V 50/60Hz	6047786		250	24
CNNK 2.5 01 230V 50/60Hz	609205		250	24

integrated auxiliary contact 1NO or 1NC, contactor without precharging resistors
*second level packing

Capacitor contactor CNNK 5; 5kVar (AC6-b,400V/50Hz); 7.2A (Ie)				
Type	Order number	Wiring diagram	Weight [g]	Packing* [pcs]
CNNK 5 00 230V 50/60Hz	606812		260	24
CNNK 5 10 230V 50/60Hz	6047796		260	24
CNNK 5 01 230V 50/60Hz	609206		260	24

integrated auxiliary contact 1NO or 1NC, contactor without precharging resistors
*second level packing



Capacitor contactor CNNK 7.5; 7.5kVar (AC6-b,400V/50Hz); 11A (Ie)				
Type	Order number	Wiring diagram	Weight [g]	Packing* [pcs]
CNNK 7.5 00 230V 50/60Hz	609207		270	24

contactor without precharging resistors
*second level packing

Capacitor contactor CNNK 12.5; 12.5kVar (AC6-b,400V/50Hz); 18A (Ie)				
Type	Order number	Wiring diagram	Weight [g]	Packing* [pcs]
CNNK 12.5 00 230V 50/60Hz	609208		400	18

contactor without precharging resistors
*second level packing

Capacitor contactor CNNK 10..N; 10kVar (AC6-b,400V/50Hz); 14A (Ie)

Type	Order number	Wiring diagram	Weight [g]	Packing* [pcs]
CNNK 10 20N 230V 50/60Hz	609209N		320	24
CNNK 10 11N 230V 50/60Hz	6047816N		320	24
CNNK 10 02N 230V 50/60Hz	609210N		320	24

integrated auxiliary contact 2NO or 1NO+1NC or 2NC
*second level packing



Capacitor contactor CNNK 12..N; 12.5kVar (AC6-b,400V/50Hz); 18A (Ie)

Type	Order number	Wiring diagram	Weight [g]	Packing* [pcs]
CNNK 12 20N 230V 50/60Hz	609211N		320	24
CNNK 12 11N 230V 50/60Hz	6047826N		320	24
CNNK 12 02N 230V 50/60Hz	609212N		320	24

integrated auxiliary contact 2NO or 1NO+1NC or 2NC
*second level packing

Capacitor contactor CNNK 15..N; 15kVar (AC6-b,400V/50Hz); 22A (Ie)

Type	Order number	Wiring diagram	Weight [g]	Packing* [pcs]
CNNK 15 20N 230V 50/60Hz	609213N		325	24
CNNK 15 11N 230V 50/60Hz	6047836N		325	24
CNNK 15 02N 230V 50/60Hz	609214N		325	24

integrated auxiliary contact 2NO or 1NO+1NC or 2NC
*second level packing





Capacitor contactor CNNK 20..N; 20kVar (AC6-b,400V/50Hz); 29A (Ie)

Type	Order number	Wiring diagram	Weight [g]	Packing* [pcs]
CNNK 20 10N 230V 50/60Hz	6049056N		333	24
CNNK 20 01N 230V 50/60Hz	609215N		333	24

integrated auxiliary contact 1NO or 1NC
*second level packing



Capacitor contactor CNNK 25E..N; 25kVar (AC6-b,400V/50Hz); 36A (Ie)

Type	Order number	Wiring diagram	Weight [g]	Packing* [pcs]
CNNK 25E 10N 230V 50/60Hz	6047616N		450	10
CNNK 25E 01N 230V 50/60Hz	609216N		450	10

integrated auxiliary contact 1NO or 1NC; without terminal blocks
*second level packing

Capacitor contactor CNNK 25..N; 25kVar (AC6-b,400V/50Hz); 36A (Ie)

Type	Order number	Wiring diagram	Weight [g]	Packing* [pcs]
CNNK 25 10N 230V 50/60Hz	6047856N		520	10
CNNK 25 01N 230V 50/60Hz	609217N		520	10

integrated auxiliary contact 1NO or 1NC
*second level packing



Capacitor contactor CNNK 30..N; 30kVar (AC6-b,400V/50Hz); 44A (Ie)

Type	Order number	Wiring diagram	Weight [g]	Packing* [pcs]
CNNK 30 10N 230V 50/60Hz	6047866N		520	10
CNNK 30 01N 230V 50/60Hz	609218N		525	10

integrated auxiliary contact 1NO or 1NC
*second level packing

Capacitor contactor CNNK 40..N; 40kVar (AC6-b,400V/50Hz); 58A (Ie)

Type	Order number	Wiring diagram	Weight [kg]	Packing* [pcs]
CNNK 40 10N 230V 50/60Hz	6047916N		0.94	10
CNNK 40 01N 230V 50/60Hz	6054896N		0.94	10

integrated auxiliary contact 1NO or 1NC
*second level packing



Capacitor contactor CNNK 50..N; 50kVar (AC6-b,400V/50Hz); 72A (Ie)

Type	Order number	Wiring diagram	Weight [kg]	Packing* [pcs]
CNNK 50 10N 230V 50/60Hz	6044536N		0.94	10
CNNK 50 01N 230V 50/60Hz	6054906N		0.94	10

integrated auxiliary contact 1NO or 1NC
*second level packing

Capacitor contactor CNNK 60..N; 60kVar (AC6-b,400V/50Hz); 87A (Ie)

Type	Order number	Wiring diagram	Weight [kg]	Packing* [pcs]
CNNK 60 10N 230V 50/60Hz	606362N		0.97	10
CNNK 60 01N 230V 50/60Hz	6054916N		0.97	10

integrated auxiliary contact 1NO or 1NC
*second level packing



Capacitor contactor CNNK 70..N; 70kVar (AC6-b,400V/50Hz); 101A (Ie)

Type	Order number	Wiring diagram	Weight [kg]	Packing* [pcs]
CNNK 70 10N 230V 50Hz	605760N		1.4	8
CNNK 70 01N 230V 50Hz	609219N		1.4	8

integrated auxiliary contact 1NO or 1NC
*second level packing

Capacitor contactor CNNK 75..N; 75kVar (AC6-b,400V/50Hz); 108A (Ie)

Type	Order number	Wiring diagram	Weight [kg]	Packing* [pcs]
CNNK 75 10N 230V 50Hz	607181N		1.5	8
CNNK 75 01N 230V 50Hz	607087N		1.5	8

integrated auxiliary contact 1NO or 1NC
*second level packing



Capacitor contactor CNKM 80; 80kVar (AC6-b,400V/50Hz); 116A (Ie)

Type	Order number	Wiring diagram	Weight [kg]	Packing [pcs]
CNKM 80 22 230V 50/60Hz	606637		2.45	1

4 auxiliary contacts (2NO+2NC)

Accessories


Auxiliary contact block - side mounting; 6A (AC15/AC14, 230V/50Hz)

Type	Order number	Contacts	Usage	Wiring diagram	Weight [g]	Packing [pcs]
BP3 11	602595	1NO - 1NC	CNNK 2.5 CNNK 60..N		20	2



Auxiliary contact block - side mounting; 6A (AC15/AC14, 230V/50Hz)

Type	Order number	Contacts	Usage	Wiring diagram	Weight [g]	Packing [pcs]
BP5 11	604839	1NO - 1NC	CNNK 70..N CNNK 75..N		50	1



Spare coils

Spare coils

Type	Order number	AC/DC coil	Usage	Weight [g]	Packing [pcs]
Coil CNNK 20 230V 50/60Hz	606500	AC	CNNK 2.5	50	1
Coil CNNK 20 380/400V 50Hz	605231	AC	CNNK 20		
Coil CNNK 30 230V 50/60Hz	609220	AC	CNNK 25E	80	
Coil CNNK 30 380/400V 50Hz	605233	AC	CNNK 30		
Coil CNNK 60 230V 50/60Hz	609221	AC	CNNK 40	130	
Coil CNNK 60 380/400V-50Hz	604798	AC	CNNK 60		
Coil CNNK 75 230V 50Hz	609129	AC	CNNK 70	140	
Coil CNNK 75 400V 50Hz	609130	AC	CNNK 75		



Up to 2 extended auxiliary contacts can be added on the contactors CNNK..N series (max. 1NO + 1NC)